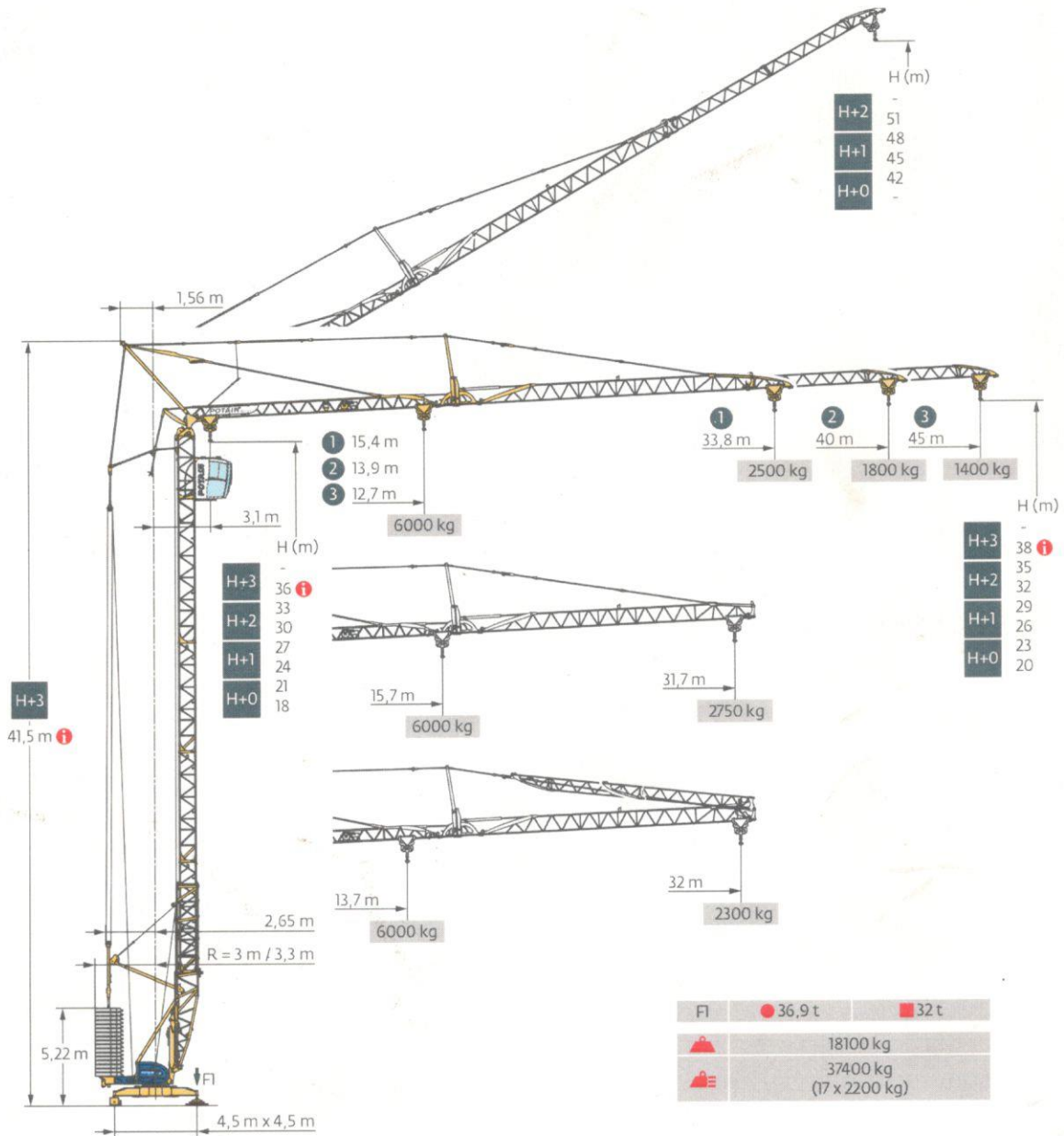
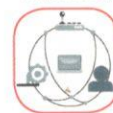



Igo T 85 A



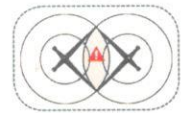
SmartCom



Top Zone



Anti-collision system



Courbes de charges / Lastkurven / Load curves / Curvas de cargas / Curve di carico
Curvas de carga / Кривые нагрузок

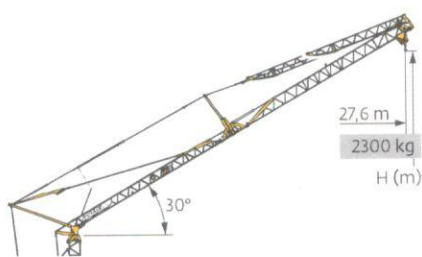


Span (m)	3,1	12,7	14	16	18	20	22,4	23,7	24	26	28	30	32	34	36	38	40	42	45	Unit
45 m	6000	5300	4500	3900	3400	3000	-	2750	2500	2300	2100	1950	1800	1650	1550	1450	1350	1250	kg	
						3000	-	2750	2500	2300	2100	1950	1800	1650	1550	1450	1350	1250	kg	
							3000	2950	2700	2450	2250	2100	1950	1850	1700	1600	1500	1400	kg	
40 m	6000	5000	4400	3800	3400	3000	-	2800	2550	2350	2200	2000	1900	1750	1650	kg				
						3000	-	2800	2550	2350	2200	2000	1900	1750	1650	kg				
							3000	3000	2750	2550	2350	2200	2050	1900	1800	kg				
33,8 m	6000	5000	4400	3900	3500	3200	3000	-	2700	2500	2350	kg								
							3000	-	2700	2500	2350	kg								
								3000	2850	2650	2500	kg								
31,7 m	6000	5100	4500	4000	3600	3300	3000	-	2800	2600	kg									
							3000	-	2800	2600	kg									
								3000	2950	2750	kg									
45 m	6000	5000	4300	3800	3400	3000	-	2550	2350	2150	kg									
40 m						3000	-	2550	2350	2150	kg									
							3000	2700	2500	2300	kg									



	45 m	40 m	33,8 m	31,7 m
H+2	51	48,5	-	-
H+1	48	45,5	-	-
H+0	45	42,5	39,4	38,4

Span (m)	3,1	19,6	20,7	22	24	26	28	30	32	34	36	38	39	Unit
45 m	3000	-	2600	2350	2100	1900	1750	1600	1500	1400	1300	1250	kg	
														kg
														kg
40 m	3000	-	2600	2350	2150	2000	1850	1650	kg					
														kg
														kg
33,8 m	3000	-	2700	2500	2350	kg								
							3000	2900	2650	2500	kg			
31,7 m	3000	-	2800	2600	kg									
							3000	2950	2750	kg				



	45 m	40 m
H+1	-	-
H+0	38,4	35,4

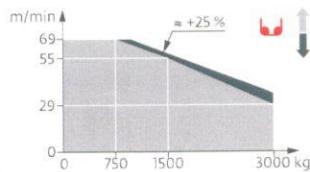
Span (m)	3,1	21,2	22,2	24	26	27,6	Unit
45 m	3000	-	2600	2350	2150	kg	
40 m							
							kg

Mécanismes / Triebwerke / Mechanisms / Mecanismos / Meccanismi
 Mecanismos / Механизмы

400 V - 50 Hz 480 V - 60 Hz												ch - PS hp	kW	
	20 LVF 15 Optima	m/min	3,3	17	29	55	69	1,6	8,5	14,5	27,5	34,5	20	15
		kg	3000	3000	3000	1500	750	6000	6000	6000	3000	1500		
	5 DVF 5	m/min	15 - 30 - 40 (2000 → 6000 kg) 15 - 30 - 55 (0 → 2000 kg)									5,5	4	
	RVF 151 Optima+	tr/min U/min rpm	0 → 0,8									5,5	4	
	TVF 324	m/min	25									2 x 4	2 x 3	

IEC 60204-32	kVA
400 V (+10% -10%) 50 Hz / 480 V (+6% -10%) 60 Hz	→ 22 kVA → 25 kVA

20 LVF 15 Optima



Montage / Montage / Erection / Montaje / Montaggio
 Montagem / Монтаж

